

ULM-Dongle

Installation dongle driver

Installation Dongle Driver

1. Download the file „CBUSetup.zip“ via <https://www.marx.com/en/support/downloads>

CBUSetup

2/2022

Windows
Intel/ARM64

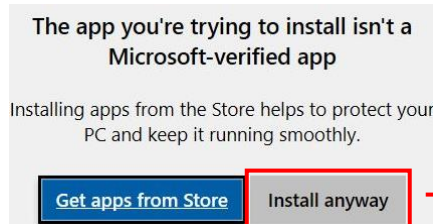
Driver setup for CRYPTO-BOX SC, XS, Versa

Driver setup package for all CRYPTO-BOX USB versions (with USB-A or USB-C plug).
Download and extract the archive, then launch CBUSetup.exe and follow the instructions.
[Readme and Version Information](#)

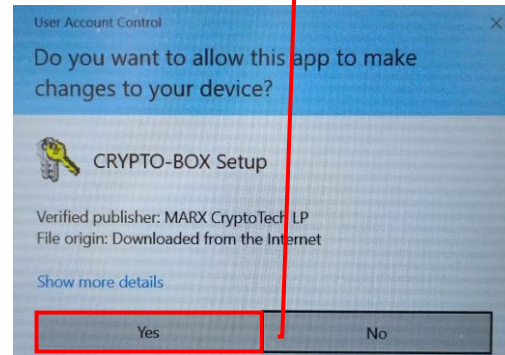
[Download](#)

2. Extract the file CBUSetup.zip

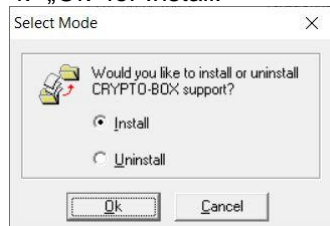
3. Run the executable file CBUSetup.exe. Choose „Install anyway“.



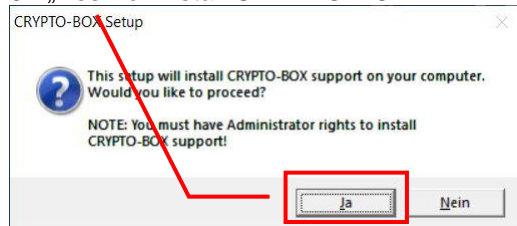
«Yes» for confirmation.



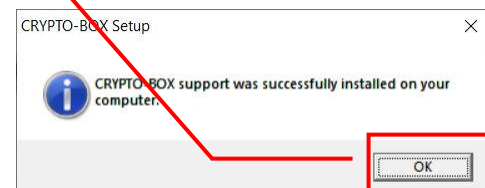
4. „Ok“ for Install.



5. „Yes“ for Install CRYPTO-BOX



«Ok» for confirmation.



6. The dongle will now be recognized from the computer.